

3 Read

Match the words that sound the same.

Reading Tip

Rhyming words sound the same.

car star

- | | | | |
|---|-------|---|-------|
| 1 | day | a | mouse |
| 2 | sea | b | star |
| 3 | car | c | play |
| 4 | house | d | tea |

4 Write

Answer the questions.

- 1 What do you like?

I like to read and write.

- 2 Do you have any brothers or sisters?

yes I have two sisters

- 3 What do you do every day? What does your brother or sister do every day?

I watch T.V with my sister and play

I don't have brother

Rhyming words

day	play
sun	fun
talk	walk
tea	sea

Writing Tip

Write a poem.

Try to use two rhyming words.

I like books.

I have a brother and he cooks.

5 Write

Write a poem about you. Use your answers from 4 to help you.

Writing Tip

Start sentences with a capital letter.
End sentences with a full stop.

She likes cars.

4 Practice

Put the words in the correct order.

1 football. / We / play

We play football.

2 We / play tennis. / don't

We don't play tennis.

3 go swimming / We / on Sunday.

We go swimming on Sunday.

4 I / play volleyball. / don't / on Wednesday.

I don't play volleyball on Wednesday.

5 The students / on Monday. / go horse riding

The student go horse riding on Monday.



5 Write

Make a PE timetable. Write a sport under each day.

My PE Class

Sunday	Monday	Tuesday	Wednesday	Thursday
swimming	football	horse riding	volley ball	play tennis

6 Write

Write about your PE timetable. Say which sports you play from Sunday to Thursday.

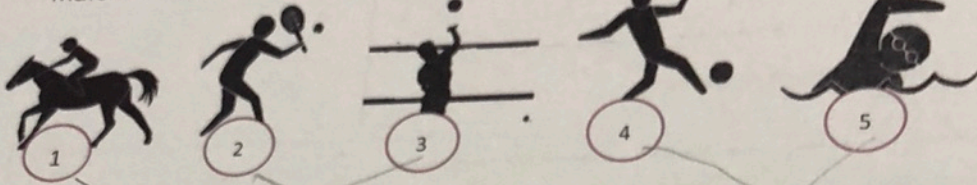
We play football on Sunday.

Lesson 4: Language focus

Key Language
Present simple
I play tennis.

Vocabulary
PE, volleyball, horse riding, tennis, swimming

1 Vocabulary
Match the sports to the pictures.



play volleyball go horse riding play tennis go swimming play football

2 Listen Track 5

Listen to Fatima talk about PE class.
Write the sports under the correct day.

PE Class				
Sunday	Monday	Tuesday	Wednesday	Thursday
tennis	swimming	football	volleyball	horse riding

3 Talk

Which sports do you play?
Which sports don't you play?

Present simple

I play
You play
We play
They play

I don't play
You don't play
We don't play
They don't play



Key Language
Possessive 's
This is Tom's family.

Vocabulary
parents, children,
husband, wife, son,
daughter

B

D



3 Read

Read the text again and answer the questions.

1 Who is Tom's wife?

a) Susan b) Jenny

2 Who is Susan's daughter?

a) Jenny b) Susan

3 Who is Mark's sister?

a) Gary b) Jenny

4 Who is Tom's son?

a) Mark b) Susan

Language Tip

This is her family.

This is Susan's family.

's = the family of Susan

This is his son.

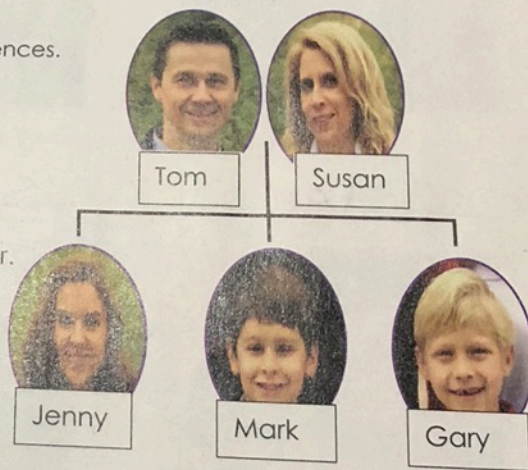
This is Tom's son.

's = the son of Tom

4 Practice


Look at the family tree and complete the sentences.

- Tom is Susan's husband.
- Susan is Tom's wife.
- Jenny is Tom and _____ daughter.
- Jenny is _____ sister.
- Mark is _____ brother.



5 Write

Look at the family tree. Write sentences about the family.



Ahmed is Adela's _____.

Adela is _____.

Zainab _____.

Omran _____.

Lesson 3: Things I like

1 Vocabulary
Write the words in the box under the pictures.

milk pizza salad
orange juice coffee ice cream



A coffee



B Salad



C ice cream



D pizza



E orange juice



F milk

2 Listen Track 4

Listen to Zainab and Noora. Tick (✓) what they like.

- | | | | | | |
|-------------|-------------------------------------|----------------|-------------------------------------|----------|-------------------------------------|
| 1 pizza | <input checked="" type="checkbox"/> | 3 salad | <input checked="" type="checkbox"/> | 5 milk | <input checked="" type="checkbox"/> |
| 2 ice cream | <input type="checkbox"/> | 4 orange juice | <input checked="" type="checkbox"/> | 6 coffee | <input checked="" type="checkbox"/> |

Key Language
I like / don't like
I like ice cream.

Vocabulary
salad, orange juice,
pizza, coffee, milk,
cream

3 Practice

- Put the
- 1 orange
 - 2 don't
 - 3 you
 - 4 milk

4 Talk

Listen

5 Talk

Finish
Then

Do you like

Do you like

Do you like

Do you like

Do you like

by Language
 e / don't like
 e ice cream.

abulary
 d, orange juice,
 , coffee, milk, ice
 m



cream



3 Practice

Put the words in the correct order to make sentences.

1 orange juice. / like / I

I like orange juice.

2 don't / I / pizza. / like

I don't like pizza.

3 you / Do / tennis? / like

Do you like tennis?

4 milk? / Do / you / like

Do you like milk?

Language Tip

⊕ I like + noun

I like football.

⊖ I don't like + noun

I don't like salad.

Do you like + noun

Do you like pizza?

4 Talk

Listen and repeat.

Do you like pizza?

Yes, I do.

Do you like cake?

No, I don't.

5 Talk

Finish the questions.

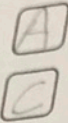
Then ask three classmates and write their answers in the table.

	Name:	Name:	Name:
Do you like ice cream?	Yes / No		
Do you like ?			
Do you like ?			
Do you like ?			
Do you like ?			

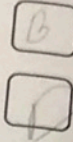
Lesson 2: Friends and family

1 Vocabulary
Match the people 1-4 with the photos A-D.

- 1 husband and wife
2 parents and children



- 3 mother and daughter
4 father and son



2 Read
Read the text. How many people are there in Tom's family?

Tom's Family

This is Tom's family. He has a wife.

Her name is Susan.

Tom and Susan have a daughter.

Her name is Jenny.

Tom and Susan have two sons.

Their names are Mark and Gary.



Key Language
Possessive 's
This is Tom's family.

Vocabulary
parents, children,
husband, wife, son,
daughter

3 Read
Read the

- 1 Who is
a) Sus
2 Who is
a) Jen

4 Practice
Look at the

- 1 Tom is ___ Sus
2 Susan is ___
3 Jenny is Tom
4 Jenny is ___
5 Mark is ___



Key Language

Have / has
John **has** blue eyes.

Vocabulary

short, long, curly,
straight, hair, blonde,
black, brown

brown blonde
straight

3 Listen Track 3

A teacher talks about the students on page 21. Listen and choose the correct picture (A-D).

1 D

3 a

2 B

4 C

4 Listen

Listen again. Complete the sentences with the words from the box.

1 He has _____ hair.

2 He has _____ hair.

3 She has _____ eyes.

4 She has _____ eyes.

Listening Tip

What words do you think you will hear?

brown small, brown

short, blonde blue

5 Talk

Student A: Talk about a person from the pictures.

Student B: Guess who your partner is talking about.

A She has long, black hair.

B Is it number 2?




Unit 2: People Lesson 1: Describing people


1 Vocabulary
Label the pictures with the words from the boxes.

ears eyes mouth
nose hair


black brown blonde
curly straight




hair
eyes
ears
nose
mouth



black
curly



brown
straight



blonde
straight

Key Language
Have / has
John has blue eyes.

Vocabulary
short, long, curly,
straight, hair, blonde,
black, brown

2 Talk
Describe the students. Talk about hair and eyes.



A



B



C



D

He has...

She has...

Lesson 9: Famous places

1 Vocabulary

Write the words under the correct pictures.

a blue door
a beautiful garden

a tall building
an old building

a little hut
a red roof



1
a blue door



3
a little hut



4
a beautiful garden



5
an old building



6
a red roof



a tall building

2 Practice

Make sentences.

1 is / The swimming pool / big.

The swimming pool is big.

2 has / The house / a blue door.

The house has a blue door.

3 is / It / tall.

It is tall.

4 red. / The door / is

The door is red.

Key Language

Adjectives
The Pyramids are big.

Vocabulary
nice, old, building
beautiful, red, blue

3 Read

Read the text. Write.

The Pyramids are in Egypt. They are next to the Nile. The Giza Pyramids are the oldest. They are made of limestone and sand in the desert.

4 Read

Read again and write.

- Giza is old.
- The Pyramids are big.

5 Write

Write about the Pyramids. Use the pictures.

It is _____

It has _____

Language Tip

Adjectives describe things.

The house is big.
It is a big house.



The Taj Mahal

Key Language
Adjectives
The Pyramids are **big**.

Vocabulary
nice, old, building, little,
beautiful, red, blue

3 Read

Read the text. Where are the pyramids? _____

The Pyramids

The Pyramids are in the old city of Giza, in Egypt.
They are next to the river Nile in the desert.
The Giza Pyramids are very big. They are very old.
They are made of stone. They are brown, like the
sand in the desert. The Giza Pyramids are beautiful.



4 Read

Read again and circle the correct word.

- 1 Giza is old / new.
- 2 The Pyramids are small / big.
- 3 The Pyramids are blue / brown.
- 4 The Pyramids are beautiful / nice.

Writing Tip

Use adjectives when you write:
nice, old, tall, beautiful, big, small
blue, white, red, brown, green

_____ is a famous building.

It is _____

It has _____



The Taj Mahal



The Eiffel Tower



The Golden Gate Bridge




Sheikh Zayed Grand Mosque

Unit 2: People Lesson 1: Describing people


1 Vocabulary
Label the pictures with the words from the boxes.

ears eyes mouth
nose hair



hair
eyes
ears
nose
mouth

black brown blonde
curly straight



black
curly
brown
beard
blonde
straight

Key Language
Have / has
John has blue eyes.

Vocabulary
short, long, curly,
straight, hair, blonde,
black, brown

2 Talk
Describe the students. Talk about hair and eyes.



A: Girl with long brown hair and blue eyes.
B: Boy with short brown hair and blue eyes.
C: Girl with short dark hair and brown eyes.
D: Girl with curly dark hair and brown eyes.

He has...
She has...

Key Language

There is/are
There is a tree.

Vocabulary

front door, wall, gate,
balcony, swimming
pool, tree



Garden



Room

3 Read

Read again. Are the sentences true (T) or false (F)?

- 1 The house is big. T F
- 2 The roof is red. T F
- 3 There is a swimming pool. T F
- 4 There are two bedrooms and three bathrooms. T F
- 5 There is a big kitchen and a living room. T F
- 6 The walls are green. T F

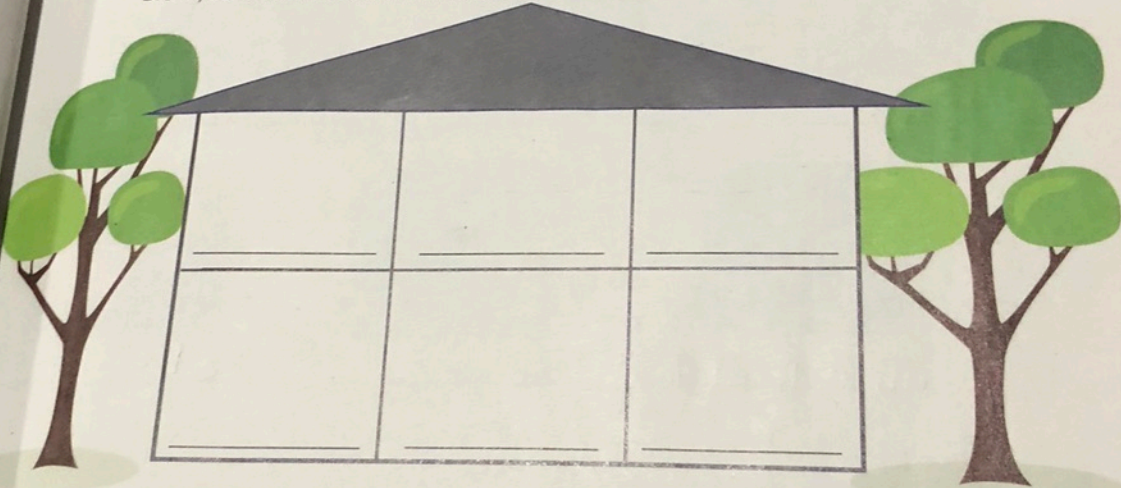
Vocabulary

balcony:



4 Write

Draw your dream house. Write the names of the rooms.



5 Write

Write about your dream house.

My dream house

This is my dream house. It is _____

There is/are _____

The walls are _____

I like my dream house.

Writing Tip

Start sentences with a capital letter.
End sentences with a full stop.

There is a balcony.

Lesson 8: Dream house

Key Language
There is/are
There is a tree.

Vocabulary
front door, wall, gate
balcony, swimming
pool, tree

1 Vocabulary
Find the words and write them under the pictures.



kitchen



door



roof



window



Garden



bed room

g r o o f l r d w b
v w b g u y l i r e
c p x x r x w r o d
q k f n t g r k g r
g a r d e n d c w o
b k i t c h e n u o
h l a o g s y b b m
b s c s o q d o o r
m t z w h z q u j a
t w w i n d o w g b

2 Read

Read about Peter's dream house. How many rooms are there?

My Dream House

This is my dream house. It is big.
The walls are white. The roof is black.
There is a balcony. There is a garden
with a gate. There is a tree and a
swimming pool. There are five
bedrooms and two bathrooms.
There is a big kitchen and a living
room. I love my dream house!



3 Read
Read

- 1 The
- 2 The
- 3 The
- 4 The
- 5 The
- 6 The

4 Write
Draw



5 Write
Write

This is my d

There is/are

The walls o

I like my d

Key Language

Prepositions

My pen is **on** the desk.

Vocabulary

lamp, bear, bag, pen, picture, desk



next to

book bed

in on under

3 Practice

Look at the pictures on page 13. Write **in**, **on**, **under**, or **next to**.

- 1 The book is in the bag.
- 2 The bear is on the bed.
- 3 The clock is next to the lamp.
- 4 The sofa is next to the picture.
- 5 The pens are on the pot.
- 6 The plants are on the table.
- 7 The books are in the desk.
- 8 The table is next to the sofa.

4 Talk

Ask your partner questions about the pictures on page 13.

Where is the bear?

The bear is on the sofa.

Language Tip

Say where things are:
in, on, under, next to

The book is **on** the table.

5 Talk

Look at the two pictures. What is different? Find five things.



Speaking Tip

Practice saying these words:

p

pen
picture
palace

b

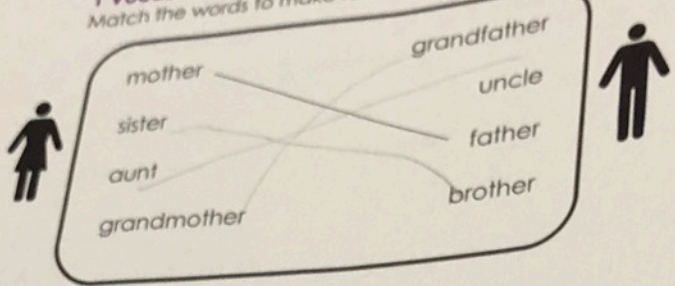
bag
bear
bedroom

In picture A, the bear is next to the bag.

In picture B, the bear is on the chair.

Lesson 6: My family

1 Vocabulary
Match the words to make family pairs.



Key Language
Have
I **have** a brother.

Vocabulary
mother, father, sister,
brother, aunt, uncle,
cousin, grandmother,
grandfather

Vocabulary
cousin: child of your aunt or
uncle

2 Read
Read about families. Match the texts to the pictures.

A
Kate
I have a big family. I live with my mother, father, brother, and grandmother and grandfather. We have a big house.

B
Jenny
I have a small family. My father's name is Jack. My mother's name is Helen. I don't have any brothers or sisters.

C
Mark
I have a small family. We live in a small flat. I have one brother. His name is Tim.



B



A



C

Key Language

Have
I **have** a brother.

Vocabulary

mother, father, sister,
brother, aunt, uncle,
cousin, grandmother,
grandfather

Vocabulary

cousin: child of your aunt or
uncle

Mark

I have a small family. We live
in a flat. I have one
brother. His name is Tim.



Language Tip

I **have**
You **have** We **have**
They **have**

He **has**
She **has**

I **have** a brother.
She **has** a brother.

3 Practice

Write **have** or **has** in the sentences.

- 1 I have a big family.
- 2 We have five people in our family.
- 3 Omar has two brothers.
- 4 Zainab has ten cousins.
- 5 Saif and Nasir have three aunts and uncles.

4 Write

Write sentences about your family.




I have a two sisters I don't have brother. I have
a small family we are three sister only.
I live with my mother, father and sister.
I live in the flat



Lesson 7: My bedroom


1 Vocabulary
Write the correct words under the pictures.

on in next to under



2 Talk
Look at the pictures. What do you see?

plant pot sofa laptop clock book bed




Key Language
Prepositions
My pen is on the desk.

Vocabulary
lamp, bear, bag, pen, picture, desk

3 Practice
Look at the picture


- The book is in
- The bear is on
- The clock is next to
- The sofa is next to

4 Talk
Ask your partner



5 Talk
Look at the two pictures

A



Speaking Tip
Practice saying these

- pen
- picture
- palace

Language
ons (where)
is Ben?

lary
m, living room,
m, kitchen,
om, garden



3 Listen Track 2

Listen and circle the correct word.

- 1 Sam is in the kitchen / bathroom.
- 2 Mark is in the living room / dining room.
- 3 Rachel is in the garden / bedroom.
- 4 Hessa is in the dining room / kitchen.

Listening Tip

Read the sentences before you listen.

Language Tip

Where + be + subject

Where is Sam?

4 Practice

Make sentences.

- 1 Dana / Where / is? *Where is Dana?*
- 2 Where / the boy? / is *where is the boy?*
- 3 the garden / Sam / in / is *Sam is in the garden?*
- 4 is / in / Hessa / the kitchen *Hessa is in the kitchen*


5 Talk

Ask and answer questions with your partner.

Where is Mike?

Mike is in the bathroom.

Aya



Dana



Mike



Harry



Hessa



Sam



Lesson 4: Rooms

1 Vocabulary

Write the correct words under the pictures.

kitchen bedroom garden
living room dining room bathroom



Bed room



Garden



Dining room



Living room



Kitchen



Bathroom

2 Vocabulary

Unscramble the words.

1 debmoor Bed room

4 chenkit Kitchen

2 ivilng oorm Living room

5 gindin moor Dining room

3 moorthab Bath room

6 nedgar Garden

Key Language

Questions (where)
Where is Ben?

Vocabulary

bedroom, living room,
bathroom, kitchen,
dining room, garden

3 Listen Track 2

- Listen and Circle
- 1 Sam is in the bedroom.
 - 2 Mark is in the living room.
 - 3 Rachel is in the dining room.
 - 4 Hessa is in the garden.

Language Tip

Where + be +

Where is Sam?


5 Talk

Ask and answer.

Aya



Mike



Key Language
To be
They are from Dubai.

Vocabulary
teacher, student, teacher,
London, England, India

4 Practice

Complete the tables.

Check your answers.
How many are correct?

— ✓

Positive	Negative
I <u>am</u> .	I <u>am not</u> .
He <u>is</u> .	He <u>is not</u> .
She <u>is</u> .	She <u>is not</u> .
It <u>is</u> .	It <u>is not</u> .
You <u>are</u> .	You <u>are not</u> .
We <u>are</u> .	We <u>are not</u> .
They <u>are</u> .	They <u>are not</u> .

5 Talk

Talk about the people.
Choose names and
where they are from.

She is from...



Name: rose

1



Name: muhammad family

2



Name: Amanda

3

6 Write

Write about 1, 2 or 3.
Use words from the box.

Her name is

They are

She is

She is not

Rose she is from London
from the United Arab Emirates
from England
from India

Lesson 3: Language focus

Key Language
To be
They are from Dubai.

Vocabulary
sea, student, teacher,
from, England, India

1 Read
Match the pictures to the texts.

Hello. My name is Hessa.
I am a student.
I am from Ras Al Khaimah.
I live in a villa by the sea.

A



1




Hello. We are the Jones family.
We are from England.
We live in a flat in London.

B



2



Hi. My name is Abdul.
I am from India. I am a
teacher. I live in a flat in Sharjah.

C



3



2 Practice

Read again. Write the correct words on the lines.

am are am is is

3 Read

Read the sentences. Are they true (T) or false (F)?

- | | | |
|------------------------------------|-------------------------|-------------------------|
| 1 Hessa is a student. | <input type="radio"/> T | <input type="radio"/> F |
| 2 Hessa is not from Sharjah. | <input type="radio"/> T | <input type="radio"/> F |
| 3 The Jones family are from India. | <input type="radio"/> T | <input type="radio"/> F |
| 4 Abdul is not a student. | <input type="radio"/> T | <input type="radio"/> F |
| 5 Abdul is a teacher. | <input type="radio"/> T | <input type="radio"/> F |

Key Language
Possessive adjectives
Her house is big.

Vocabulary
wood, stone, glass,
door, windows, roof,
big, small, tall



made of Glass

Omar



small.
e. The
oor is
stone.

m

3 Read

Read again. Circle the correct words below.

Omar's house

- a His house is a flat / villa.
- b His roof / door is red.
- c His door is made of glass / wood.

Mary's house

- a Her house is big / small.
- b Her roof / door is orange.
- c Her roof is made of wood / stone.

Tom's house

- a His house is a villa / flat.
- b His door is made of stone / wood.
- c His flat is red / brown.

4 Practice

Complete the table with the correct words from the box.

their her his

I	my
he	
she	
they	

Language Tip

My house is big.
Her house is big.
His house is big.
Our house is big.
Their house is big.

5 Write

Write sentences about the houses.



Tom's house is big.

It is made of stone

The roof is black



This house is small

It is made of glass

The roof is black

Key Language
Possessive adjectives
Her house is big.

Vocabulary
wood, stone, glass,
door, windows, roof,
big, small, tall



c) It is made of Glass

Omar



is small.
nge. The
e door is
e of stone.

Tom

3 Read
Read again. Circle the correct word below.

Omar's house

- a His house is a flat / villa.
- b His roof / door is red.
- c His door is made of glass / wood.

Mary's house

- a Her house is big / small.
- b Her roof / door is orange.
- c Her roof is made of wood / stone.

Tom's house

- a His house is a villa / flat.
- b His door is made of stone / wood.
- c His flat is red / brown.

4 Practice
Complete the table with the correct words
from the box.

their her his

I	my
he	
she	
they	

Language Tip

My house is big.
Her house is big.
His house is big.
Our house is big.
Their house is big.

5 Write

Write sentences about the houses.



This house is big.

It is made of stone

The roof is Black



This house is Small

It is made of glass


The roof is Black

Unit 1: Homes

Lesson 1: My home

1 Talk
Look at the houses. Which one do you like?

Vocabulary
palace, hut, villa, flat,
live, house



2 Vocabulary

Write the words in the box next to the correct letter.

palace villa hut flat

a villa

c hut

b Palace

d flat

3 Listen Track 1

Listen to the students talk about where they live.
Match the student to the correct picture (A-D)

Amal	<input type="checkbox"/>	Pedro	<input type="checkbox"/>
Anna	<input type="checkbox"/>	Jane	<input type="checkbox"/>

4 Talk

Share your answers from Activity 3.

Amal lives in Dubai.
He lives in a...

Anna lives...

5 Talk

Ask your classmates 'Where do you live?' and complete the table.
Then tell your partner about your classmates.

Name	Type of house
Shahad	Flat
Sameera	villa
hamada	Flat
hessa	villa

Language Tip

I live in a house.
He lives in a house.
She lives in a house.
We live in a house.
They live in a house.



Lesson 2: Different homes

1 Vocabulary

Complete the sentences with the words from the box.

glass

stone

wood

Key Language
Possessive adjectives
Her house is big.

Vocabulary
wood, stone, glass,
door, windows, roof,
big, small, tall



a) It is made of stone



b) It is made of wood




c) It is made of glass

2 Read

Read the texts. Which house do you like?

This is Omar's house. His house is big. It is made of stone. The roof is red. The door is brown. The windows are made of glass. The door is made of wood.



Mary



This is Mary's house. Her house is small. The roof is blue. The door is orange. The windows are made of glass. The door is made of wood. The roof is made of stone.

This is Tom's house. His house is a flat. The building is red. The door is orange. The windows are made of glass. The door is made of wood. The roof is black. His house is tall!



Tom

It is made

The roof

3 Listen Track 1

Listen to the students talk about where they live.
Match the student to the correct picture (A-D)

Amal	<input type="checkbox"/>	Pedro	<input type="checkbox"/>
Anna	<input type="checkbox"/>	Jane	<input type="checkbox"/>

4 Talk

Share your answers from Activity 3.

Amal lives in Dubai.
He lives in a...

Anna lives...

5 Talk

Ask your classmates 'Where do you live?' and complete the table.
Then tell your partner about your classmates.

Name	Type of house
Shahad	Flat
Sameera	villa
hamada	Flat
hessa	villa

Language Tip

- I live in a house.
- He lives in a house.
- She lives in a house.
- We live in a house.
- They live in a house.



Unit 1: Homes
Lesson 1: My home

1 Talk
Look at the houses. Which one do you like?



A



B



C



D

Vocabulary
palace, hut, villa, flat,
live, house

2 Vocabulary
Write the words in the box next to the correct letter.

palace villa hut flat

a Villa

c hut

b Palace

d Flat

Lesson 2: Different homes

1 Vocabulary
Complete the sentences with the words from the box.

glass stone wood

Key Language
Possessive adjectives
Her house is big.

Vocabulary
wood, stone, glass,
door, windows, roof,
big, small, tall



a) It is made of stone



b) It is made of wood



c) It is made of glass

2 Read

Read the texts. Which house do you like?

This is Omar's house. His house is big. It is made of stone. The roof is red. The door is brown. The windows are made of glass. The door is made of wood.



Mary



This is Mary's house. Her house is small. The roof is blue. The door is orange. The windows are made of glass. The door is made of wood. The roof is made of stone.

This is Tom's house. His house is a flat. The building is red. The door is orange. The windows are made of glass. The door is made of wood. The roof is black. His house is tall!



Omar's ho

- a His
- b His
- c His

4
C
fr

5
V



This

It is ma

The roof